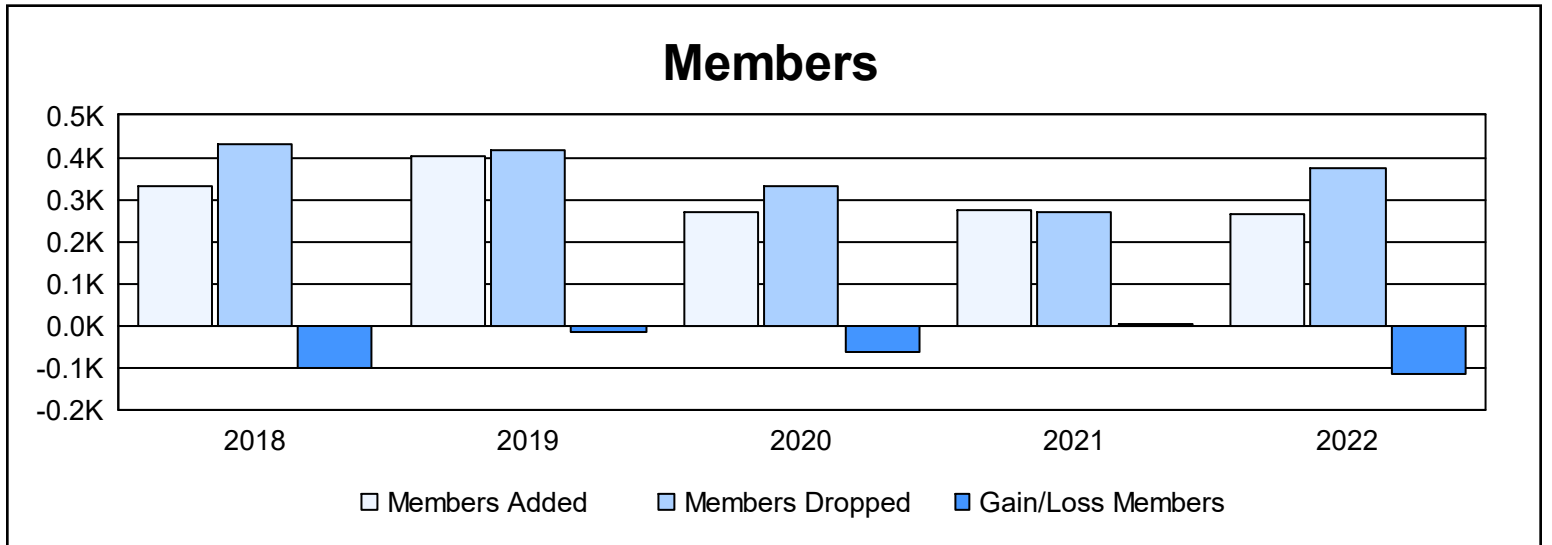
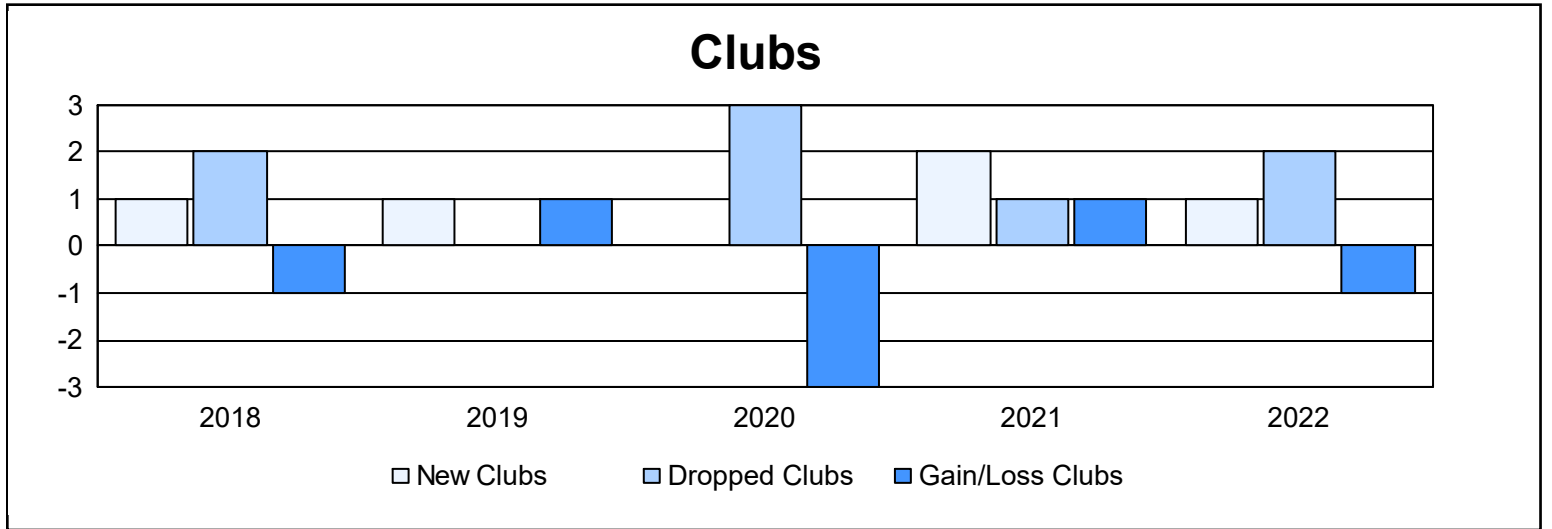
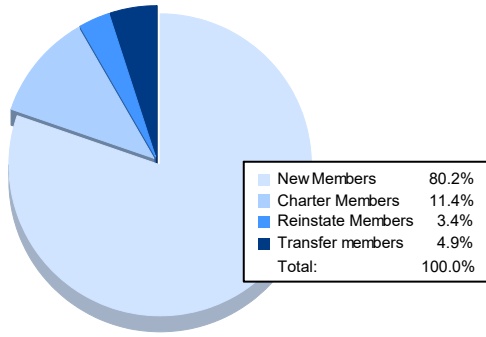


| Year | New Clubs | Dropped Clubs | Gain/ Loss Clubs | New Members | Charter Members | Reinstate Members | Transfer Members | Total Member Added | Total Members Dropped | Gain/ Loss Members |
|----------------|-----------|---------------|------------------|-------------|-----------------|-------------------|------------------|--------------------|-----------------------|--------------------|
| 2017-2018 | 1 | 2 | -1 | 260 | 21 | 28 | 21 | 330 | 429 | -99 |
| 2018-2019 | 1 | 0 | 1 | 343 | 26 | 17 | 17 | 403 | 417 | -14 |
| 2019-2020 | 0 | 3 | -3 | 216 | 4 | 15 | 33 | 268 | 333 | -65 |
| 2020-2021 | 2 | 1 | 1 | 179 | 65 | 21 | 9 | 274 | 270 | 4 |
| 2021-2022 | 1 | 2 | -1 | 211 | 30 | 9 | 13 | 263 | 376 | -113 |
| Average | 1 | 2 | -1 | 242 | 29 | 18 | 19 | 308 | 365 | -57 |



Membership Composition June 2022 Cumulative



Gender Composition June 2022 Cumulative

